



Intrepid Control Systems, Inc.

“VS3 ID Compare” Operation Manual



(株) 日本イントリピッド・コントロール・システムズ

## Contents

1.	Overview	3
2.	Install	4
3.	License Code	5
4.	Basic Operations	6
4.1.	File	6
4.2.	Run	9
4.3.	Options	10
4.4.	Check License	10
4.5.	Remove License	10
5.	Others	11
6.	Revision History	11
7.	Term	11

# 1. Overview

How to find what IDs are used on ECU (A) if you do not have the database?

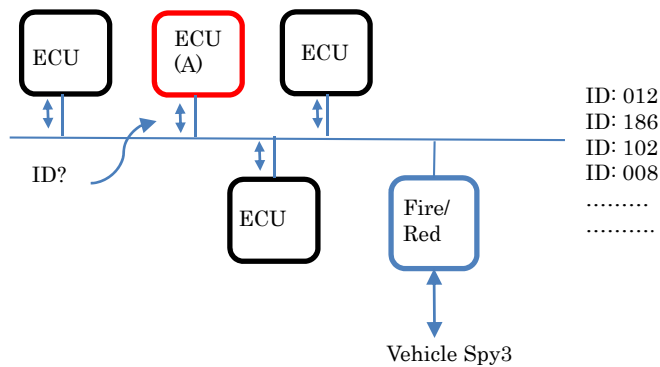


Figure: 1.1

The typical solution would be to compare the CSV logged from another Vehicle Spy 3 setup, without including target ECU (A) (see Figure 1.2.) This way, we can compare both CSV files A and B and find out which IDs are missing from file B. However, it will be very tedious and time consuming to compare all the IDs one by one in each CSV file.

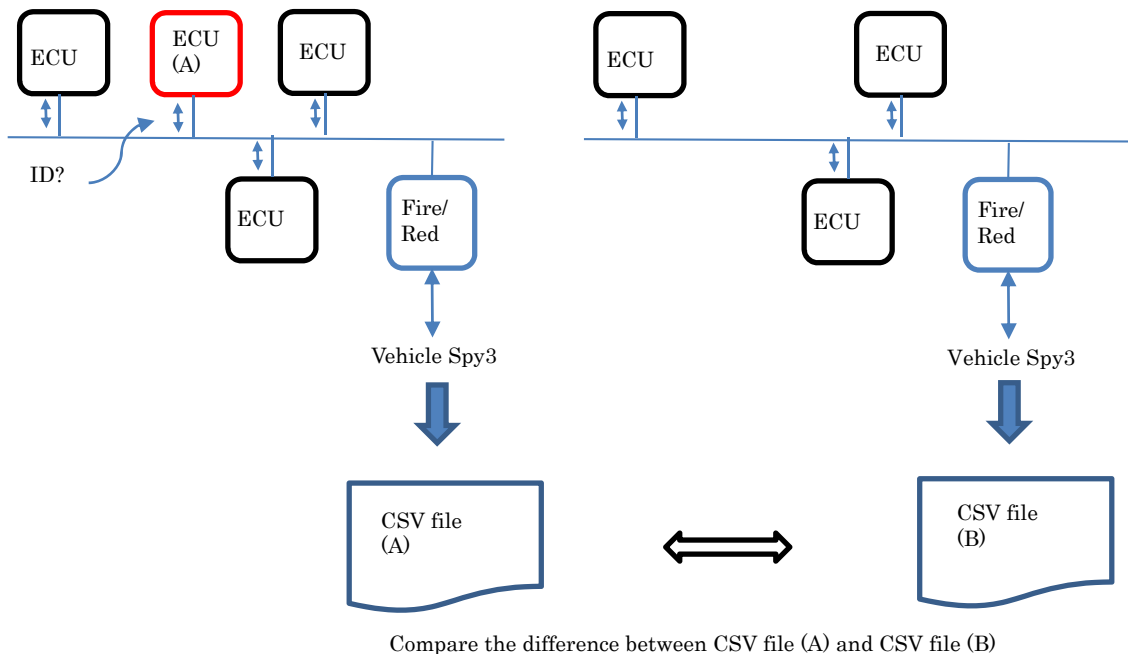


Figure: 1.2

This software (VS3 ID Compare) will help to detect all IDs which are in CSV file A, but not in CSV file B. This can be easily done just by selecting the two files CSV file (A) and CSV file (B) in this program.

NOTE: CSV file format should be follow Vehicle Spy3 CSV file format.

## 2. Install

### 1. Run “setup.exe”

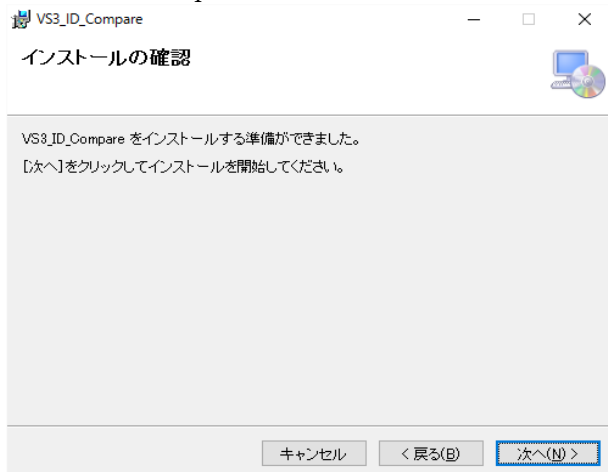


Figure: 2.1

### 2. Set install folder

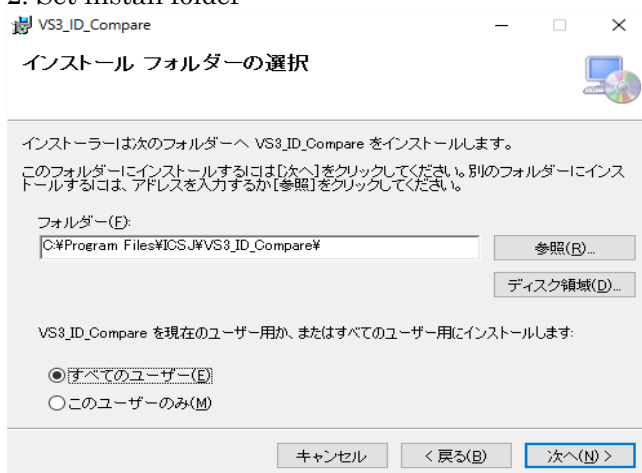


Figure: 2.2

### 3. END

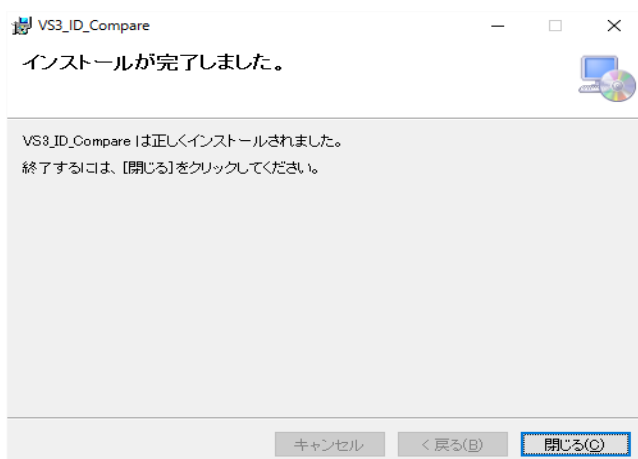


Figure: 2.3

### 3. License Code

To use this program, you need to get the license from ICSJ (Intrepid Control Systems Japan).

1. Run the program

If it is the first time the program is being run after the installation, you will get the following message.

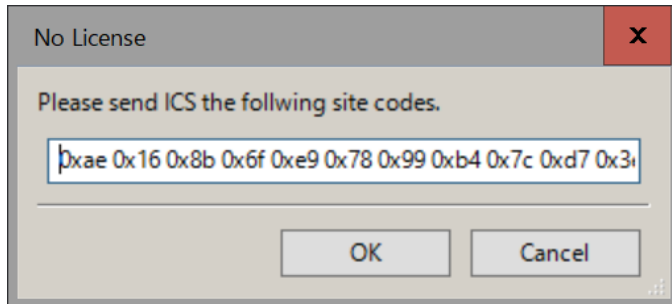


Figure: 3.1

2. Send the site code

Please send the site code displayed (in the above example, 0xae 0x16 0x8b 0x6f 0xe9 0x78 0x99 0xb4 0x7c 0xd7 0x3e 0x61 0x3d 0x3f 0xb9 0xda) to ICSJ.

Mail address: icsjapan@intrepidcs.com

3. Get the license code

ICSJ will send the license code.

e.g.: 0x82 0x3d 0xad 0x7f 0x9b 0x42 0xdd 0x90 0x8b 0xe2 0x3e 0x47 0x85 0x79 0xff 0xe7

4. Set the license code (copy and paste the license code ICSJ provide)

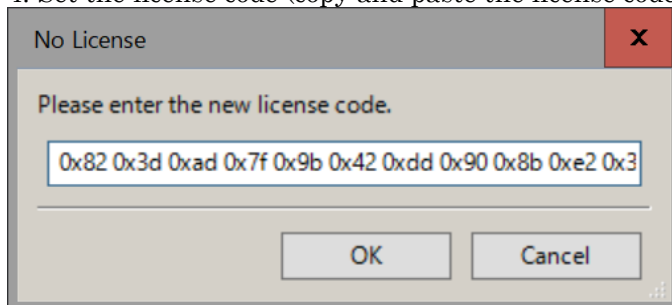


Figure: 3.2

5. END

If everything is done correctly, you will see the software license expiry date.

## 4. Basic Operations

### 4.1. File

#### 1. 1st file

1st file means the logging data file which was connected to your target ECU.

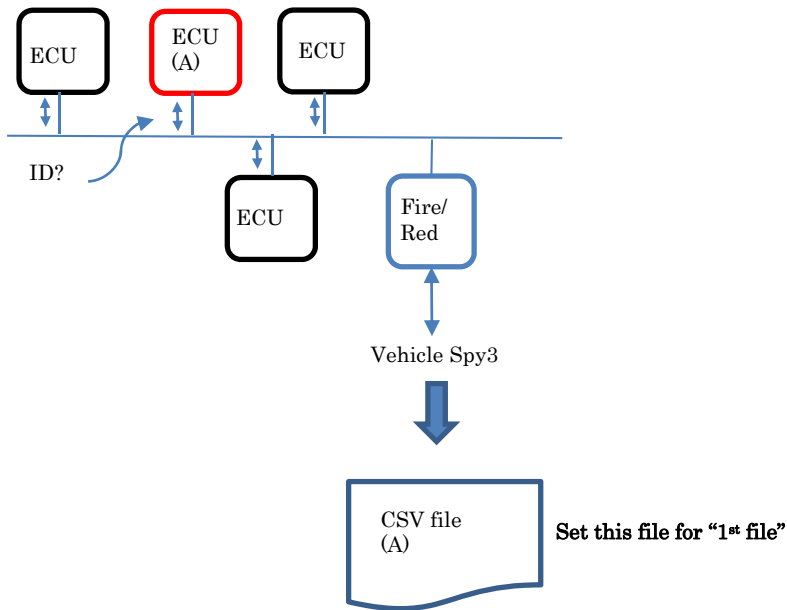


Figure: 4.1.1

Example: The name of the above CSV file(A) assume that "Bus01.csv". Select it as 1<sup>st</sup> File.

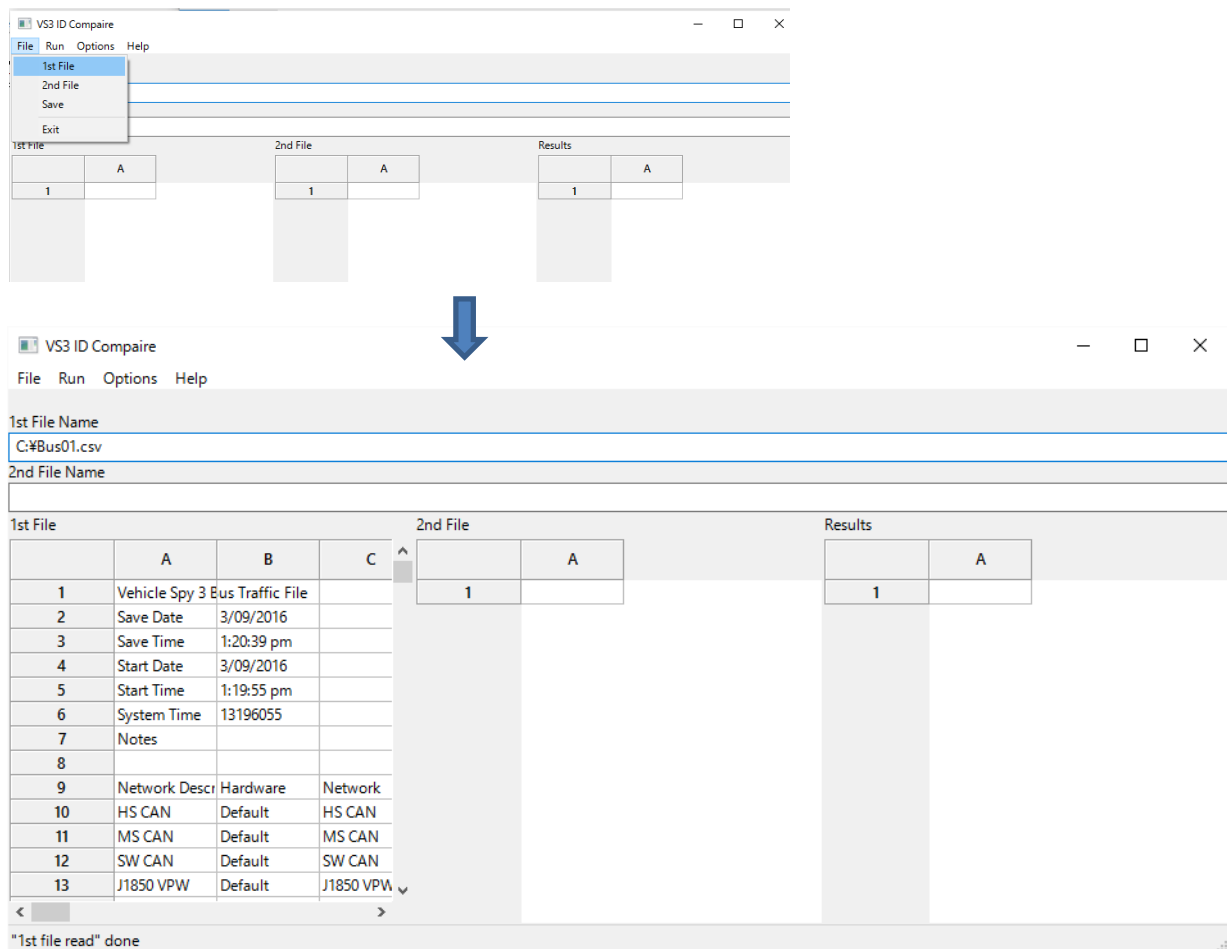


Figure: 4.1.2

2. 2<sup>nd</sup> file

2<sup>nd</sup> file means the logging data file which was not connected to your target ECU.

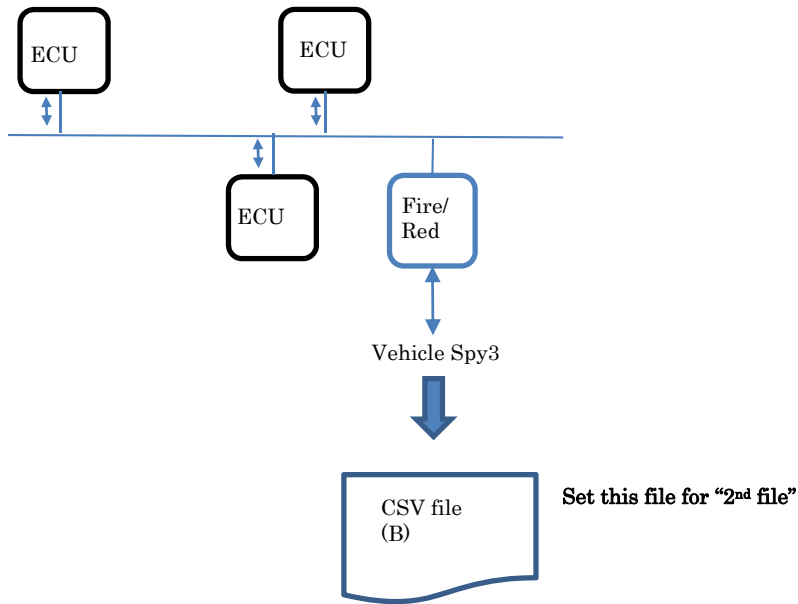


Figure: 4.1.3

Example: The name of the above CSV file(B) assume that "Bus02.csv". Select it as 2<sup>nd</sup> File.

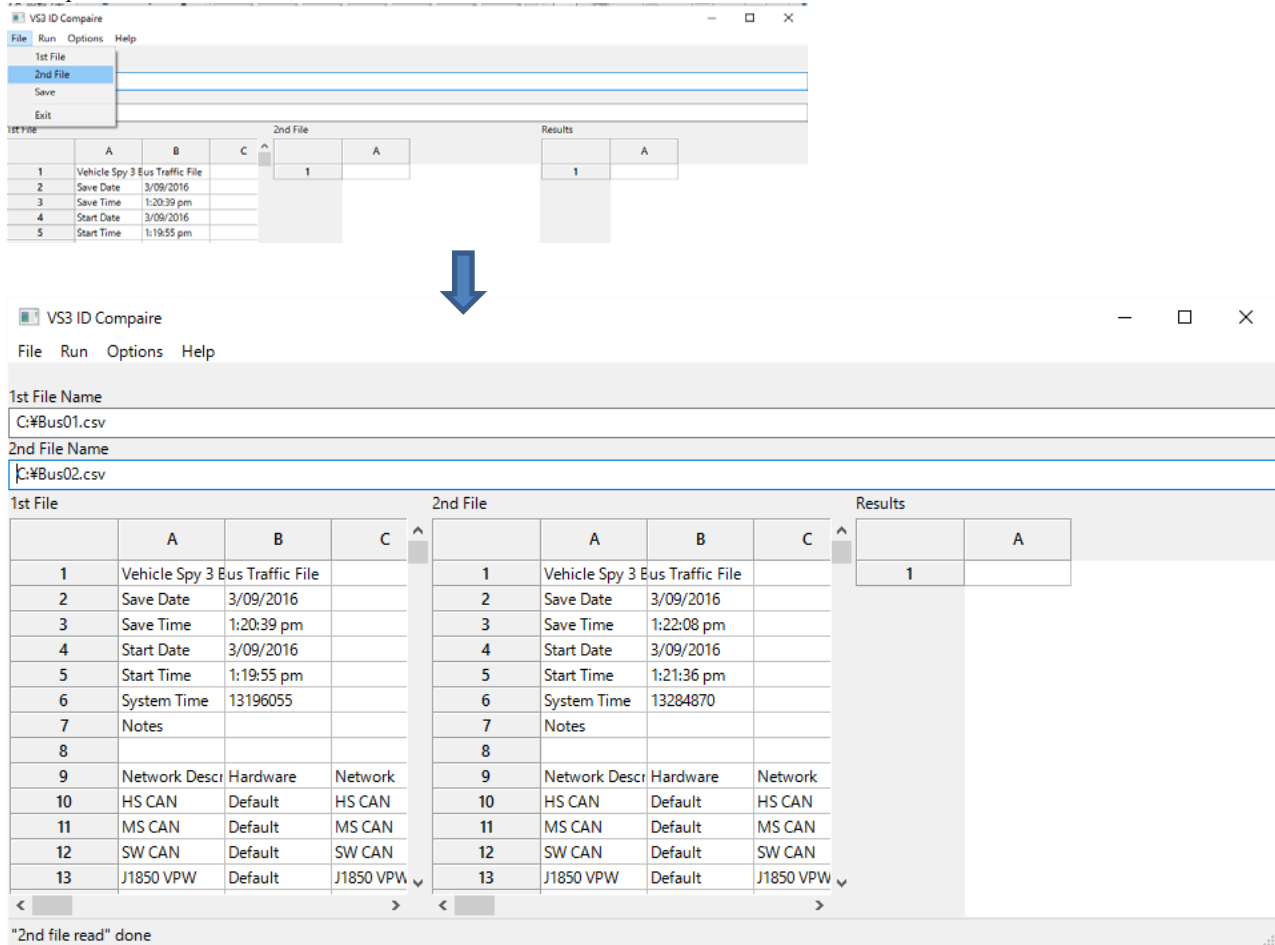


Figure: 4.1.4

### 3. Save

You can save the compare results as a CSV file.

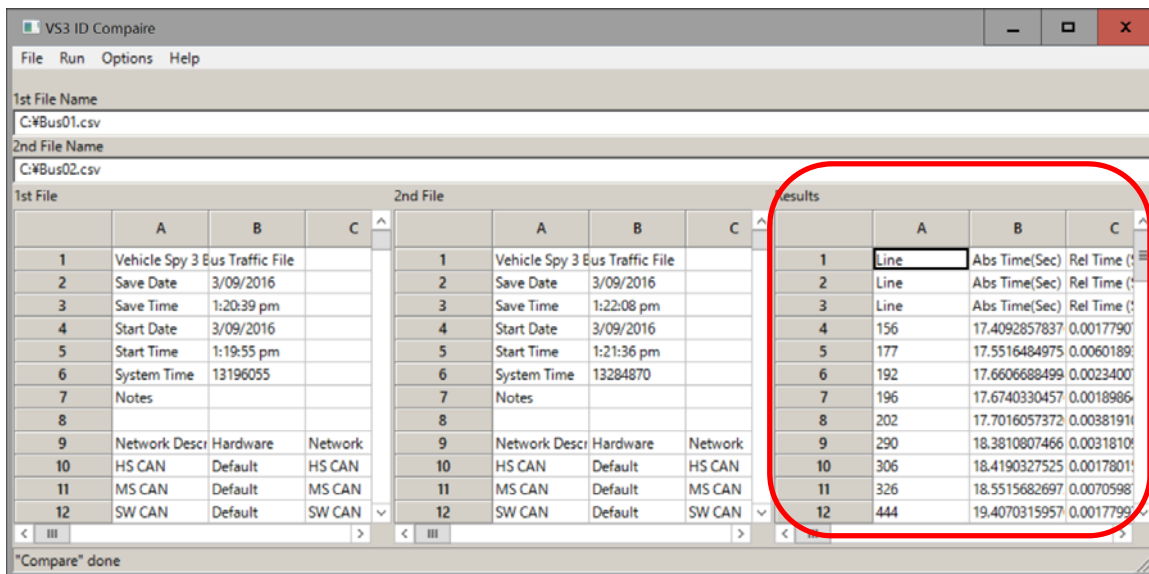


Figure: 4.1.5

## 4.2. Run

### 1. Compare

When you would like to compare between two files, press “Compare”.

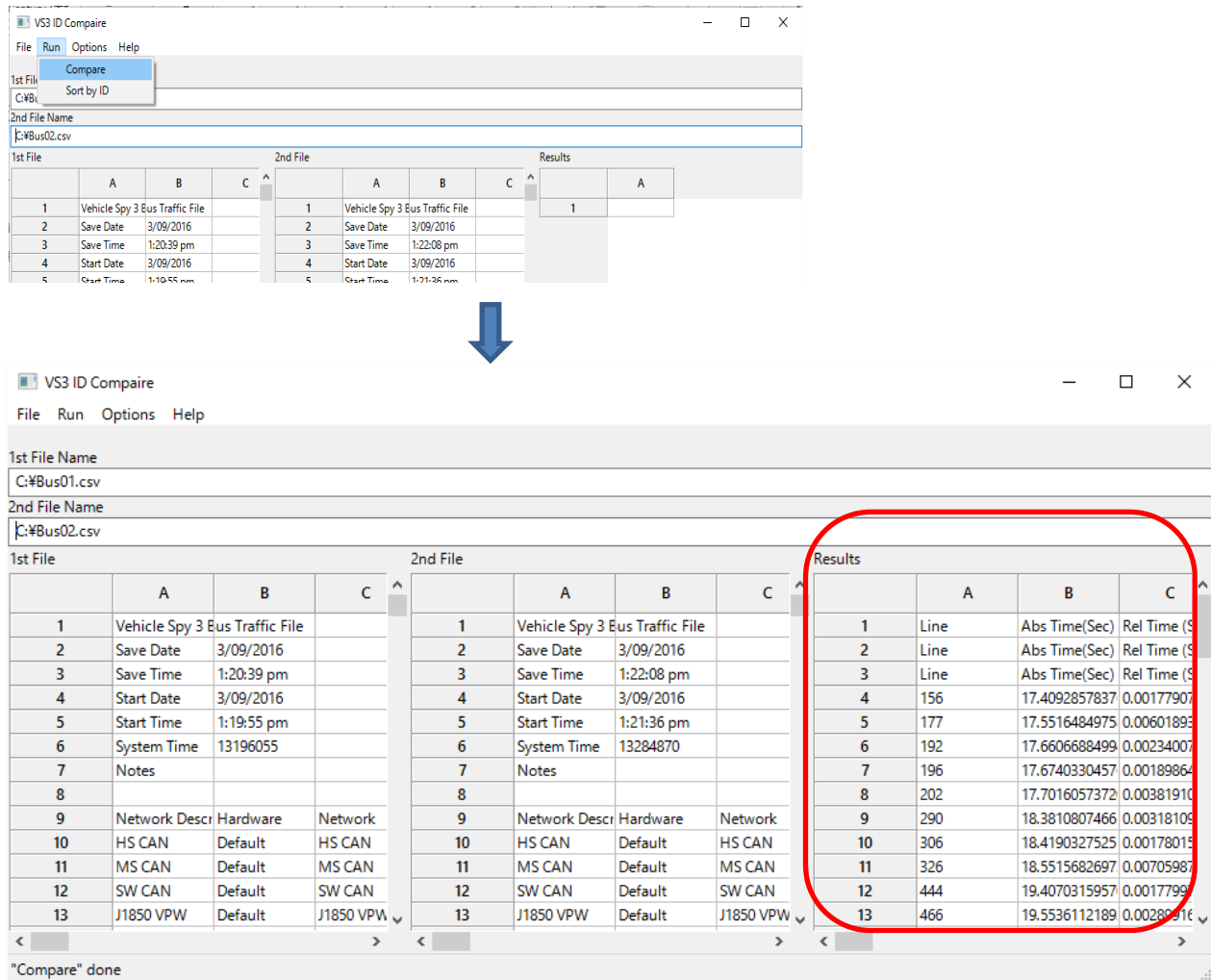


Figure: 4.2.1

### 2. Sort by ID

When you use “Compare”, the results will be shown by a time series such as below.

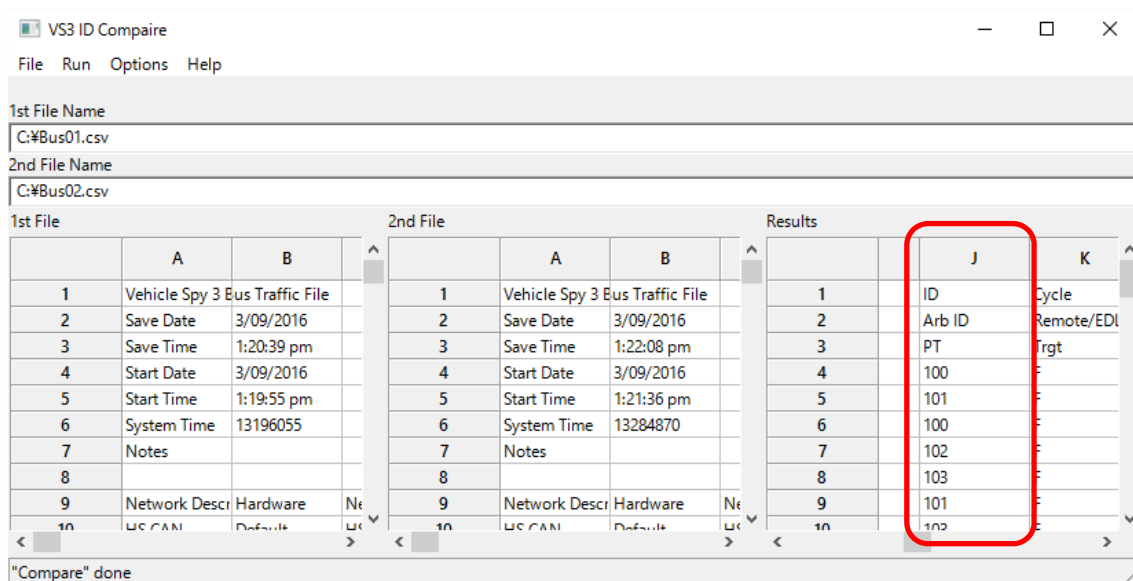


Figure: 4.2.2

However, when you use “Sort by ID”, the results will be sorted by ID such as below.

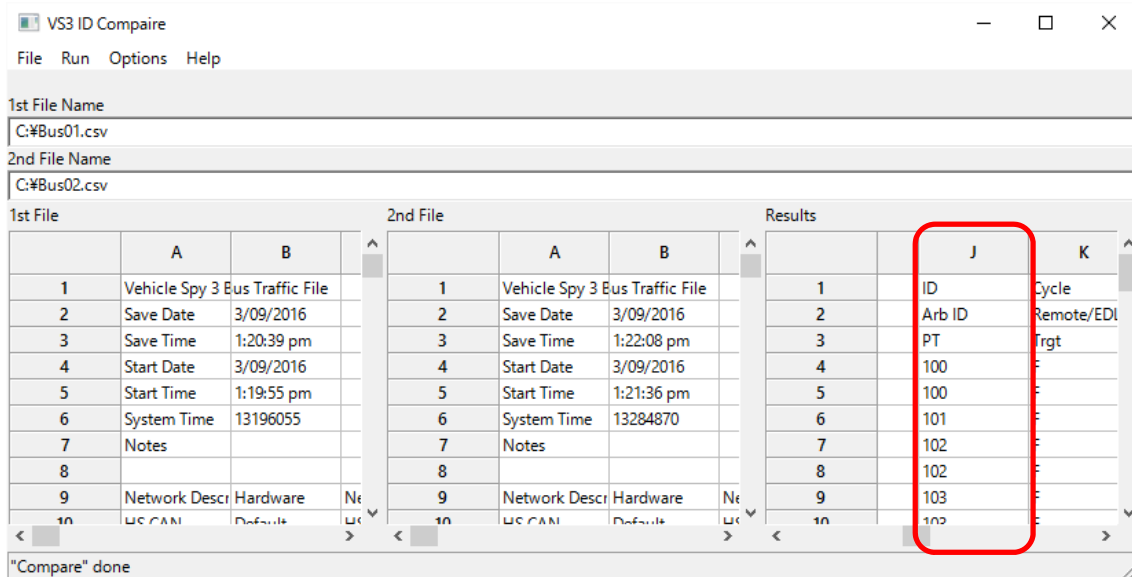


Figure: 4.2.3

### 4.3. Options

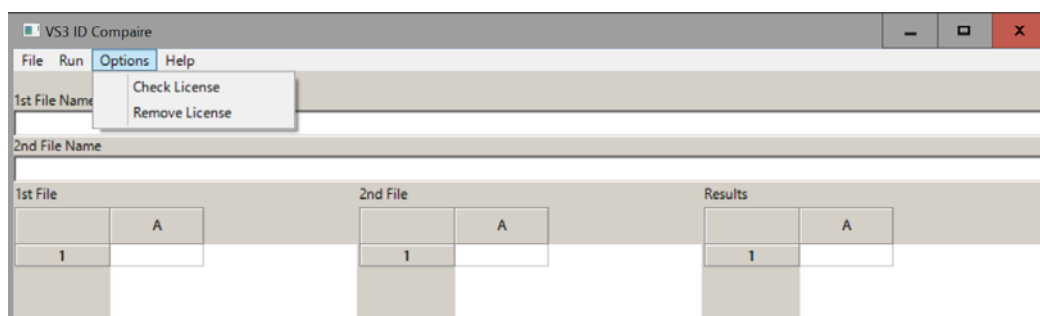


Figure: 4.2.1

### 4.4. Check License

You can check your license expiry date.

### 4.5. Remove License

In the rare event that a problem should occur you may need to delete your license.

## 5. Others

If you have any questions please send it to [icsjapan@intrepidcs.com](mailto:icsjapan@intrepidcs.com) .

## 6. Revision History

Date	Version	Note	Author
2016/08/26	0.0	First release	K.Harukawa
2016/08/26	0.1	English Sentence Checking	Huang

List: 6.1

## 7. Term

VS3	Vehicle Spy3

List: 7.1